


# Spelling tic-tac-toe 1

Practice your spelling words using these fun activities! Ask a parent to sign your notebook after you finish one.

## Rainbow Write



Write your words using a different colour for each letter!

## Word Scramble

tac-cat

Ask a parent to scramble your words. Write them again correctly.

## Writing Race



Set a timer for 3 minutes. See how many times you can write each word perfectly.

## Silly Sentences

John played soccer with four monkeys!

Write a silly sentence using three of your words. Underline the words you use.

## Vowel Investigator

w(a)n t (e)d

Circle the vowels in each of your words.  
a-e-i-o-u

## Pyramid Practice

J  
Ju  
Jun  
June

Write your words in a pyramid shape.

## Train Words

wentwithwhere

Write your words in different colours, one right after the other, so they make a train

## Pre-Test



Pretend it is spelling dictation day and have a parent or friend quiz you!

## Word Search



Go to [http://www.abcya.com/make\\_a\\_word\\_search.htm](http://www.abcya.com/make_a_word_search.htm) and create a word search.

# Spelling tic-tac-toe 2


Practice your spelling words using these fun activities! Ask a parent to sign your notebook after you finish one.

## ABC Order

apple  
avocado  
banana  
grapes


Write your words in alphabetical order.

## Jumping Jacks



Do a jumping jacks as you spell each letter of your words.

## Crayons Creations



Use crayons to write each of your words.

## Air Writing




Write your words in the air with your finger.

## Picture Perfect



Draw a picture to match each word. Be creative!

## Rainbow Write



Write your words using a different colour for each letter!

## To the Cloud!




Write each of your words in a cloud shape.

## Perfect Practice

1. friend
2. helping
3. school

Write your words in your very best hand writing.

## Sentence Work

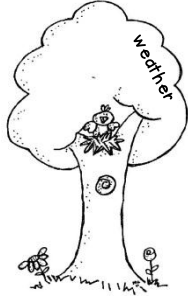


Write sentences for five of your words.

# Spelling tic-tac-toe 3

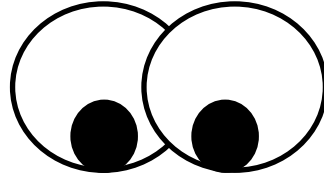
Practice your spelling words using these fun activities! Ask a parent to sign your notebook after you finish one.

## Picture Search




Draw a picture. Hide all of your words in it!

## Look, Say, Write



Look at each word, say it, then write it from memory.

## Newspaper Hunt




Cut letters out of a newspaper to spell five of your words.

## Arm Writing



Use your finger to write your words on a friend's arm invisibly!

## Pen Practice



Write your words neatly in pen.

## Vowel Underline

Pencil

Underline all the vowels in each word.

## Read It



Read each word in your spelling list out loud.

## Dictionary Hook Up



Write each spelling word. Look them up in a dictionary and write the page number beside it.

## Type It




Type each of your words on the computer. Email it to me!

# Spelling tic-tac-toe 4

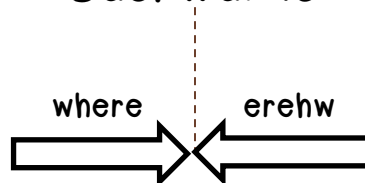
Practice your spelling words using these fun activities! Ask a parent to sign your notebook after you finish one.

## Picture Search



Draw a picture. Hide all of your words in it!

## Backwards




Fold your paper in half. Write your words on one side, then switch and write them backwards on the other side.

## Alphabetical Order

- a - always
- b
- c - change


Write the alphabet down your page. Now add your words beside the first letter.

## Partner Spell



You say a letter, your partner says the next.

## Marker Magic



Write your words neatly using thin markers.

## Vowel Underline

Pencil

Underline all the vowels in each word.

## Fancy Fingers

curly bubbles  
BLOCKS dots

Use fancy lettering to write your words.

## Rhyme Write

make - cake

Write each spelling word. Beside it, write a word that rhymes with it!

## Phone Code

Ball = 2255



Write each word. Look at your telephone keypad. Make each letter into the numbers you see. Now write the code beside!